

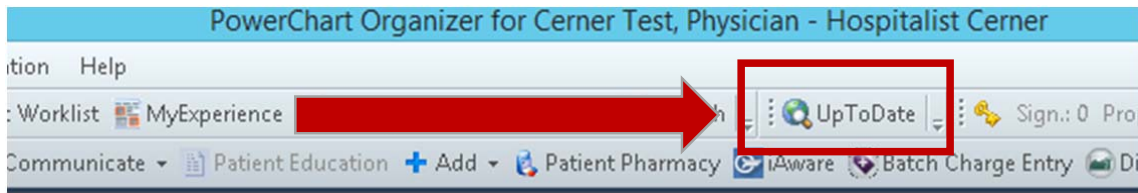
Health



Accessing UpToDate® Anywhere via Cerner

GETTING REGISTERED


1. Follow these instructions to access UpToDate:
 - A. Login to Cerner.
 - B. Click on UpToDate to conduct a search in the top toolbar:



The first time you access UpToDate through Cerner, you will be brought to the Registration page.

2. If you do not have an UpToDate Username and Password click on the orange *Register Now* button. The Registration page will display. Complete all fields and click *Submit Registration*.
3. If you already have an UpToDate Username and Password sign in with your existing credentials.
4. Upon completion of the registration process, you will receive a confirmation email from UpToDate with instructions on downloading the Mobile App.

Registration/Log In through Cerner is a one-time process and you will be automatically signed in moving forward when you access UpToDate through this method.



Register for an UpToDate account

Make the most of your UpToDate experience. Register for an account and benefit from mobile access to our trusted clinical content. Plus, earn and redeem CME/CE/CPD credits while you work.

Already registered? Please [log in](#) with your UpToDate username and password.

First Name

Last Name

Email

ZIP/Postal Code

City

Specialty

Role

Create your username and password

Username

Password rules:
 • 8 to 24 characters
 • at least 1 uppercase letter
 • cannot match username
 • at least 1 number, or special character from the following set:
 . - _ # \$ % ! () * +

Password

Verify Password

Submit Registration

Already registered?
Click the *log in* hyperlink to login with existing UN/PW

To register, fill in all fields and click *Submit Registration*


You are now registered and able to download the Mobile App and earn CME Credits.

MOBILE ACCESS

Once registered, you can install the Mobile App on up to two devices by following the instructions below:

1. On your smartphone or tablet, search for “UpToDate” in your app store and install the free app.
2. Open the UpToDate Mobile App upon completion of download.
3. Log in with your UpToDate User Name and Password.
You only need to do this once — the app remembers your User Name and Password.

UpToDate App for iOS®



UpToDate App for Android®



ACCESS UPTODATE ANYWHERE

- In addition to the Mobile App, you can access UpToDate from any computer with internet access.
- Simply go to www.uptodate.com and click the “Log in” button located in the top right corner of the UpToDate home page, and enter your User Name and Password.

MAINTAINING ACCESS

- In order to maintain uninterrupted access to UpToDate Anywhere, you must re-verify your affiliation with your hospital or organization once every 90 days.
- Re-verification can be done using the following methods.

Preferred Method

1. Access UpToDate via Cerner at least once every 90 days. Confirm you are logged in by locating your name in the upper right corner of the UpToDate screen. This will automatically re-verify your affiliation and you will not receive any re-verification messaging. This method requires no UpToDate log in.
2. Log in to UpToDate by going to www.uptodate.com from a computer or device connected to your hospital or organization’s network. This method requires you to log in to UpToDate with your UpToDate User Name and Password.

Please note: In-application & email messaging will inform you of the need to verify affiliation if you have not done so by day 80. You will receive a second alert at day 90. If you fail to re-verify by day 90, you will lose mobile and remote access. To regain access, please complete the re-verification process outlined in steps 1 or 2.

Contact information:
Wolters Kluwer
230 Third Avenue
Waltham, MA 02451-2222 USA
1-800-998-6374 | customerservice@uptodate.com

Please visit www.uptodate.com for more information.